

the



www.mpsomaha.org/aldrich/home.html

Friday, January 23, 2009

Lunch Menu

(*) contains pork

(-) contains peanuts

Lunch Costs: \$1.80

Milk .35

Monday

Jan. 26

A. Pepperoni Pizza*

B. Corn Dog

C. Crispito w/Cheese Sauce

D. Turkey & Cheese Sub

E. Chef Salad/Roll*

Corn

Choice of Fruit

Choice of Milk

Tuesday

Jan. 27

A. Chicken Tenders

B. Sloppy Joe

C. Hot Dog on a Bun

D. Yogurt & Pretzel

E. Pepperoni Salad/Roll*

Fries

Choice of Fruit

Choice of Milk

Wednesday

Jan. 28

A. Italian Beefy Mac

B. Cheeseburger

C. Nachos/Cheese

D. Ham & Cheese Sub*

E. Chicken Chef Salad

Carrots

Choice of Fruit

Choice of Milk

Thursday

Jan. 29

A. Baked Potato

B. Chicken Patty Sandwich

C. Taco Salad

D. Deli Sandwich*

E. Chicken Caesar Salad

Peas

Choice of Fruit

Choice of Milk

Friday

Jan. 30

A. Waffles & Sausage*

B. Grilled Cheese Sandwich

C. Crisp Tacos

D. Buffalo Chicken Wrap

E. Chef Salad/Roll*

Potato Rounds

Choice of Fruit

Choice of Milk

Running Calendar...



Feb. 2	National School Counselor Week
Feb. 2-13	4 th Gr. State Writing Assessment
Feb. 5	Parent/Student/Teacher Conferences 4:15-8:15 Book Fair 4:00-8:30
Feb. 9	Book Fair 11:00-1:00
Feb. 10	Parent/Student/Teacher Conferences 4:15-8:15 Book Fair 11:00-1:00 & 4:00-8:30
Feb. 11	Valentine's Day Party 1:15 PM
Feb. 12	Conferences 8:00-12:00 Book Fair 8:00-12:00
Feb. 12-16	Students Not in Session
Feb. 19	Hy-Vee Family Night 5-8 PM
Feb. 19-20	Walk-A-Thon
Feb. 23-Mar. 5	3 rd Gr. Speaking Assessment

Birthday Book Club Happy Birthday Allstars!



Jackson Clark	"Younguncle Comes to Town"
Cooper Clark	"Penny From Heaven"
Cooper Daley	"Chester's Back!"
Kate Mathison	"Otto Runs For President"

MPS BOARD MEMEBERS

Michael Pate
 Dave Anderson
 Linda Poole
 Michael Kennedy
 Brad Burwell
 Julie Kannas

SAFETY PATROL

Jan. 26-30

Kaitlyn

Kaylee

Ryker

Alex G.



****Reminder... When the temperature is below zero, the safety patrol does not go outside.**

Dear Parents,

Thank you to all of you who encouraged your child to participate in the PTA Reflections Contest. There were many great entries! Of course, this educational and fun contest is possible only because of the parent volunteers who organized the contest and awards ceremony and those who served as judges, so a giant thank you to them, too!

Just a reminder that starting Monday, January 26, there will be 5 menu options for lunch. Please look over the menu in this newsletter and help your child make their lunch choice in advance.

Have a great weekend!

Sincerely,
Dr. Melliger

Aldrich Mission Statement

The mission of Bess Streeter Aldrich Elementary School is to guarantee academic excellence through the development of principled, active, inquiring and compassionate life-long-learners. Our school community provides innovative opportunities and challenging programs of intercultural understanding through guided inquiry.

Lunch Schedule

Kindergarten 11:20-11:40
First Grade 11:45 – 12:05
Second Grade 12:10-12:30
Third Grade 11:30-11:50
Fourth Grade 12:20-12:40
Fifth Grade 11:55-12:15

In accordance with Federal law and U.S. Department of Agriculture policy, this institution is prohibited from discriminating on the basis of race, color, national origin, sex, age or disability.

To file a complaint of discrimination, write USDA, Director, Office of Civil Rights, 1400 Independence Avenue, SW., Washington, D.C. 20250-9410, or call (800)795-3272 (voice) or (202)720-6382 (TTY). USDA is an equal opportunity provider and employer.

Spanish – Current units of study:

Kindergarten students are learning 4 shapes. We continue to review family members as well. We will have a test Wednesday, Jan. 28 to see how well they recall this vocabulary.

First graders are learning 8 shapes (4 new and reviewing 4 from last year), and began community locations. A study guide and homework will go home next Friday, Jan. 30.

Second-fifth graders continue to practice prepositions and vocabulary for around the house (names of rooms).

Our next testing will be done the first week in February for 1st-5th grades. Please encourage your child to practice for 5-10 minutes DAILY to help with retention of new and old vocabulary. Students who continually practice won't forget the words when they need them. Great practice is available on our Spanish website, just click on the current vocabulary for the correct grade level at <http://mpsomaha.ishareinfo.org/kdeboer/index.cfm?act=multimedia&bid=59>. Thank you so much for your continued support at home!

KINDERGARTEN – FALL 2009

We are beginning to plan for the 2009-10 Kindergarten class and are calling to see if students on our list will be attending Aldrich in the fall. If you have a Kindergarten child or have a neighbor with a child who does not receive a call, please let us know at 715-2020.

Angela Witte/Orchestra Teacher will be here for conferences on Thursday, February 5th from 7:30-8:15 PM

International Baccalaureate Middle Years Program at Millard North Middle School

Millard North Middle School is having informational meetings for parents of current 5th graders to learn more about the Middle Years Program of the International Baccalaureate (IB MYP). Millard North Middle School is extremely proud to be an Authorized International Baccalaureate (IB) World School since March 2007. Come and learn about IB MYP from staff and current IB MYP students at North Middle School. You may come to any of the meetings listed below.

Monday, February 2, 2009 at 7 p.m. at Millard North Middle School

Millard North Middle School is located on the South side of West Center Road at 139th Street.

Questions? Contact: Scott Ingwerson at 715-1280 or shingwerson@mpsomaha.org



It's that time again....

**Please join us for the Scholastic Book Fair Read and Feed
Monday, February 9th 11:00 to 1:00, Last names beginning with A-L
Tuesday, February 10th 11:00 to 1:00, Last names beginning with M-Z**

**Eat lunch with your child and then shop for books during recess.
Grandparents and siblings are welcome, too!**

If you plan to join us, please return the attached for with your child by February 2nd.

Student: _____

Teacher: _____

**Lunch choice:
February 9th**

Teacher: _____

A. Pepperoni Pizza #_____

D. Turkey & Cheese Sub #_____

B. Corn Dog #_____

E. Chef Salad/Roll* #_____

C. Crispito w/Cheese #_____

F. Bring own lunch

February 10th

A. Chicken Tenders #_____

D. Chicken Wrap #_____

B. Sloppy Joe Sandwich #_____

E. Pepperoni Salad/Roll* #_____

C. Hamburger #_____

F. Bring own lunch

Please see the times of the lunches in the newsletter.

SCHOOL IMPROVEMENT MEETING

January 15, 2009

Pam Mathison, Kris Schaff, Kim Burkhalter, Pam Hession, Lisa Bertagni, Sharon Epstein, Lori Lirette, Marsha Edquist, Susie Melliger

Agenda

IB update

Mrs. Epstein described staff development activities which are taking place. There will be an in-service on assessment on Martin Luther King Day. Four staff members will go to IB training in March in Cincinnati.

Assessment Information

Fifth graders took the Analytical Writing Assessment and 100% of the students passed. The 3rd graders also took the Analytical Writing Assessment, but those results are not yet available. Results will be reported as soon as they are received.

Staffing

The class size projection for 2009-2010 was reported. These numbers are taken from a District report. We are projected to have the same number of teachers next year; however, we will have some teachers who will need to change grade levels. This is because of the 4th section in two of our grade levels.

Effective Schools Surveys

Results from the last Effective Schools Survey were shared for each of the following groups: students, parents, support staff and certified staff. A discussion of each of the surveys took place. Examples of questions asked on the surveys were shared. The highest scores came from the certified staff.

Reading Connection

Tips for Reading Success

Beginning Edition

January 2009

Book Picks

Read-aloud favorites



■ Peter's Chair

Peter is sad because his baby things are being given to his new sister.



He hides his old chair before his parents can paint it pink. But when he realizes he has outgrown it, he's faced with an important decision. A touching sibling story by Ezra Jack Keats.

■ Stopping by Woods on a Snowy Evening

On "the darkest evening of the year," a man in a horse-drawn sleigh stops in the woods to feed forest creatures and visit family. Black-and-white drawings with splashes of color capture a snowstorm's magic in this picture-book version of Robert Frost's classic poem.

■ Hairs/Pelitos

The characters in this story belong to the same close-knit family, yet each is unique. In both English and Spanish, author Sandra Cisneros describes the family members' hair. The narrator, a little girl, has unruly hair, and her mother's smells warm and comforting.



■ What Do You Do with a Tail Like This?


Does your child know that a lizard's tail grows back if it's cut off? This nonfiction book by Steve Jenkins and Robin Page reveals fascinating animal facts. Youngsters will read about four-eyed fish, elephants using their noses to shower, and crickets with ears on their knees.



Planning to write

Mark likes to draw a picture as he plans the story he'll write. Carly lists ideas and then picks her favorite. And Evan prefers to tell his story out loud before writing it down.

Each of these youngsters has a different way to develop a story. Share these suggestions with your child so he can find one that works well for him.



Draw

A beginning writer might draw a picture and then write a story about it. Encourage your youngster to add lots of details to his drawing so he'll have more to write about. Or suggest that he fold a paper into thirds and label the sections "beginning," "middle," and "end." He can draw three pictures in a sequence and write about each one.

Observe

Ask your child to choose a place to sit, maybe by a window, and divide a paper into two columns: "See" and "Don't See." In the first column, he jots down 10 things he sees (birds, clouds,

cars). In the second, he writes 10 things he doesn't see (beach, moon, train). He can use an idea from either column to write a story.

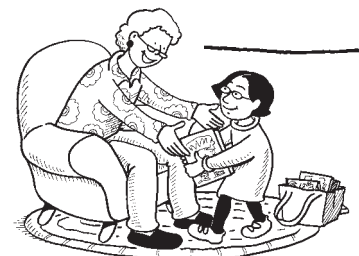
Talk

Give your youngster a tape recorder and suggest that he tell a story. He may find it's easier to keep his thoughts flowing when he isn't concentrating on forming letters. Listen to the tape together. Then, play it one sentence at a time as he transcribes his tale. ♥

Reading field trips

Where is the best place to read? Everywhere! Your youngster may read mostly at home or school, but here are other places she can sharpen her skills:

- Signs, boxes, cans... grocery stores are full of words. Before you go shopping, help your child make a word list by cutting words from food packages and gluing them to paper. As she finds each one, she can cross it off.
- Carry along books to read when you go out. You can grab a few minutes of reading in a doctor's waiting room, during a shopping break, or at the park playground.
- Share reading with others. Find a few books your child can read independently. Visit a younger neighbor or a grandparent, and let your youngster lead story hour. ♥



Hands-on phonics

Letter sounds and rhymes are building blocks of reading. Play these games with your child to encourage her to practice both:

- * Choose magnetic or foam letters that spell a word, and put them in a lunch bag. Ask your youngster to pull them out one at a time, say the sound each makes, and arrange them to create a word.
- * Use a board game with a path that you can move tokens along. On index cards, write simple words that are easy to rhyme (sit, top). Take turns drawing a card and saying words



that rhyme with it. Move your token one space for each rhyming word you say. Reach the end of the path first and win.

- * Gather objects that share a common short or long vowel sound. For short i, you might lay out a nickel, lid, and lipstick. Have your child try to guess their shared sound. Then, she thinks of a vowel sound and gathers items for you.♥

Parent to Parent Musical books

At a recent holiday party in school, my daughter played a great game—it was like musical chairs, but with books. I decided to use the game at home to motivate my kids to read.



We set chairs in a row, one per player, and put a book under each. I play music while we circle the row. When the song stops, everyone sits and reads the book beneath their seat. After a minute or two, I restart the music and we walk again (we don't take away chairs). If a player gets a new chair, she starts a new book. If she gets the same seat, she picks up where she left off.

Afterward, I add the books to a box labeled "Musical Books." My kids are so curious to find out how all the stories end that I find them reading between games!♥

OUR PURPOSE

To provide busy parents with practical ways to promote their children's reading, writing, and language skills.

Resources for Educators,
a division of Aspen Publishers, Inc.
128 N. Royal Avenue • Front Royal, VA 22630
540-636-4280 • rfeustomer@wolterskluwer.com
www.rfeonline.com
ISSN 1540-5648


Reading around the world

Would your child love to explore all seven continents? Let him do just that by discovering the continents in the pages of fascinating stories.

You can make it a family challenge to find books that take place on each continent. First, hang a world map on the wall (you can print one from www.world-map.nl/maps/political-world-map-2007.gif).

Then, each time you visit the library, ask your youngster to type a different continent into the database of children's books. He might find *The Perfect Orange* by Frank Araujo (Africa), *The Empty Pot* by Demi (Asia), *Something to Tell the Grandcows* by Eileen Spinelli (Antarctica), and *The Biggest Frog in Australia* by Susan Roth.

After you read each book, your child can put a sticker on the continent on the map. He'll learn more about geography, and he'll also learn to appreciate all kinds of literature.♥



Q&A Learning disability?

Q My first-grader frequently writes words backward. Sometimes they look just like mirror images! Could he have a learning disability?

A When children first learn to write, they sometimes write backward. Most kids outgrow this. But if your son often does it, talk to his teacher.

Ask if she sees any other signs of a learning disability. Is he performing below grade level? Does he struggle to spell new words? Are his skills uneven (he reads well but

struggles with writing, for instance)? If you or the teacher suspect a disability, schedule a meeting to discuss the possibility of testing your child to see if he needs extra help.

In the meantime, work on writing correctly at home. Show him that we write the way we read—from left to right. If he writes backward, ask, "Do you notice anything unusual about that word?" Then, help him correct it.♥

